

An aerial photograph of a pool deck. The deck is paved with light-colored, rectangular stone tiles in a herringbone pattern. A swimming pool with blue water is visible in the upper right corner. In the lower left, there are two lounge chairs with white cushions and a small table. A long, narrow flower bed with various colorful flowers runs along the edge of the deck. The overall scene is bright and clean.

BWS BEST WAY
STONE®

LANDSCAPE
PRODUCTS



CONTENTS


| | | |
|----------------------------------|---------------------------------|-------------------------------------|
| INTRO | PAVERS | STEPS, CAPS & CURBS |
| 2 The Best Team | 75 Trevista® 80 Smooth | 100 Camden Step™ |
| 4 A Good Foundation | 77 Trevista® 80 Textured | 101 Ikon Step |
| 6 Curated Product | 78 Richmond® 80 | 102 Ridge Step™ |
| 8 Designer Toolbox | 78 Adelaide® 80 | 103 Sopra Coping |
| 12 DesignLoc | 79 Vanguard | 104 Barollo® Round Edge Coping |
| 12 ChromaTec | 80 Manhattan Plank | 104 Montana Cap |
| 12 NanoBlast | 81 Prisma | 105 28 x 28 Smooth |
| 14 Outdoor Elements Collection | 82 Napa | 105 Parkwall® Column Cap |
| 16 New for 2024 | 82 Ashford | 106 Arlington Curb |
| 18 2024 Lookbook | 83 Corso® | 106 Antico® Curb |
| | 84 Moderna® | 107 Driveway Curb |
| | 85 Standard™ & Double Standard™ | 107 Garden Curb |
| SLABS | WALLS | ENVIRO PRODUCTS |
| 55 Lyra | 88 Arlington | 110 Moderna® Permeable Paver System |
| 57 Avari™ | 89 Soho | 111 Solar Reflective Rooftop Paver |
| 59 Trevista® 50 Smooth | 90 Garden Lock™ | |
| 61 Trevista® 50 Textured | 91 Barnbeam | HARDSCAPING ACCESSORIES |
| 62 Adelaide® 50 | 92 Parkwall® | 112 Joint Sand |
| 62 Richmond® 50 | 93 Ikon | 112 Sealers & Cleaners |
| 63 Balsam | 94 Hazelton | 113 Tools, Accessories & Other |
| 65 Ventura | 94 Antico® Stacker | 113 Precast Concrete |
| 67 Huntington | 95 Ridgewall® SRW System | |
| 68 Riverton | 96 Rockton | 114 Care & Considerations |
| 69 Spectra | 97 Grand Ledge | 115 Masonry & Builder |
| 69 Basketweave™ | | 116 Pattern Guides |
| 70 24 x 24 Smooth and Shot blast | | 118 2024 Colour Chart |
| 71 Flagstone™ | | 120 Uxbridge Outdoor Design Centre |
| 71 Standard Press™ | | |


Find us online.


Stay up-to-date by following us on social media and make sure to visit bestwaystone.com to find the right hardscape products for you.





LEGEND


-  Vehicle use permitted


-  Permeable and/or Eco-Friendly product

-  Pedestrian traffic only

-  Vibrating plate permitted (rubber membrane required)

-  Made with DesignLoc®

-  Enhanced with ChromaTec™

-  Enhanced with NanoBlast

We have the best team

THE BWS FAMILY

Best Way Stone is about endurance: products that last, styles that last and as a family-owned and operated business since 1965, we want our relationships to last, too. That's why we continue to craft our products locally, independently and back it with a transferable lifetime guarantee. We're family and we're here for you.

INDEPENDENTLY OWNED; FAMILY OPERATED

Best Way Stone is one of only a few independent family-owned, pre-cast concrete manufacturing businesses. And that philosophy permeates everything we do. Our team is family – and one that puts your needs first. Even as we've grown and expanded to new locations, we've still maintained our flexibility to respond quickly to both market demands and home-owner needs. This allows us to innovate quickly.

OUR DEALER NETWORK

Our extended family includes an extensive network of dealers located throughout Ontario, Quebec, and North-East Michigan. Our dealers will help you visualize your landscape by pairing the right products with your project design and style needs.

THE RIGHT PARTNER

Hiring a qualified hardscaper makes installing hardscape products a much more efficient experience. When hiring a qualified professional we recommend they follow industry-standard guidelines.

We recommend collecting project references and samples of previous work. Make sure they offer a comprehensive warranty and have all the required insurance and licenses.

Any certified contractor will understand the industry standards for installing hardscape products – you can download a copy of these guidelines by visiting masonryandhardscapes.org.

Visit our website to find a hardscaper near you: bestwaystone.com/hardscaper



The best products built using the best practices.



THAT'S THE BEST WAY.



We have a good foundation

MANUFACTURING LEADS DESIGN

Hardscaping solutions should be designed to last. So our philosophy is that manufacturing processes should always influence product design.

THOUGHTFUL INNOVATION

We've built production facilities and equipped them with manufacturing technology and our own proprietary processes that are engineered specifically to ensure our products are well-planned, well-designed and well-made.

With two state-of-the-art manufacturing facilities, and dealers to support you across Ontario, Quebec, Atlantic Canada, Michigan and Ohio, we're completely independent and able to both hear and respond to your needs.



Our products are resistant to the elements and meet or exceed all industry standards.



We manufacture our products using two key ingredients: quality and care. All are manufactured to meet and exceed their respective North American standards set by both the CSA and ASTM.




That commitment to quality is backed by our transferable lifetime guarantee on the structural integrity of our pavers. You can learn more about our transferable lifetime guarantee on our website: bestwaystone.com/warranty.

We have a curated product line

Today's landscapes are thoughtfully and creatively built for living, working and playing, and bring together form and function for a quality outdoor experience. No matter what budgets or timelines await you this year, there are plenty of ways to incorporate modern tastes into hardscaping designs. Whether you're planning a full outdoor revamp, or just installing a new element or two, selecting the right product can make all the difference. We make it less overwhelming by providing a highly curated product portfolio that works seamlessly together.

FLEXIBLE SOLUTIONS

Interested in being environmentally conscious? Permeable pavers offer some great advantages for water management and conservation. Looking to stand out? Mixing colours and textures can create more geometric patterns, adding touches of personality to otherwise uniform spaces.



FORM

Contrast with shapes and textures to create a more rustic or natural topography.


SCALE

Combining various sizes draws attention to key areas in your landscape.



TEXTURE

With a variety of surface textures to choose from, we have your landscape style covered. Make a bold statement by combining different product textures in your design to create visual interest.




Combining quality hardscape materials is **the best way to create your dream landscape.**

One of the most common questions we get from customers purchasing hardscape products is "how they will wear over time?". Our recent technological advancements provide layers of enriched surfaces and colour, bringing product aesthetics and performance to the next level.

COLOUR

Lighter colours can make a landscape seem larger, while darker colours make large expanses feel more intimate. Mix the two to create areas of personality and warmth.



Designer Toolbox

Add some contrast to your landscape design by mixing and matching our product line. Choose from smooth, soft, textured or cobblestone surfaces, light and dark colour blends, small or large slabs & pavers.



Walls

ARLINGTON – COLORADO GREY



Garden Lock
Grey Mix accent

Arlington
Nightfall accent

Hazelton
Ultra Black accent

ARLINGTON – SUMMER MIST



Garden Lock
Beige Mix accent

Arlington
Nightfall accent

Hazelton
Ultra Black accent

ARLINGTON – GREY MIX



Garden Lock
Grey accent

Arlington
Nightfall accent

Arlington
Summer Mist accent

Hazelton
Ultra Black accent

GARDEN LOCK GREY MIX




Arlington
Colorado Grey Accent

Arlington
Nightfall Accent

Hazelton
Ultra Black Accent

GARDEN LOCK GREY



Arlington
Grey Mix Accent

GARDEN LOCK BEIGE MIX



Arlington
Nightfall Accent

Arlington
Summer Mist Accent

Hazelton
Ultra Black Accent

HAZELTON ULTRA BLACK



Arlington
Colorado Grey Accent

Arlington
Grey Mix Accent

HAZELTON GREY MIX



Arlington
Nightfall Accent

We have all the products
to suit your style needs.

Pavers

100MM PAVERS | SIGNATURE SERIES



Vanguard Prisma

80MM PAVERS | SIGNATURE SERIES



Manhattan Plank Trevista Textured Trevista Smooth Richmond Adelaide Standard

70MM PAVERS | CLASSIC SERIES



Corso Moderna

60MM PAVERS | SIGNATURE SERIES



Napa Prisma


60MM PAVERS | CLASSIC SERIES



Ashford Standard & Double Standard

Slabs

70MM SLABS | CLASSIC SERIES




Huntington

60MM SLABS | SIGNATURE SERIES



Ventura Balsam Riverton Lyra

50MM SLABS | ENHANCED SERIES



Avari

50MM SLABS | SIGNATURE SERIES



Trevista Textured Trevista Smooth Richmond Adelaide

50MM SLABS | CLASSIC SERIES



Spectra 24 x 24 Smooth 24 x 24 Shotblast

40MM SLABS | CLASSIC SERIES



24 x 24 Smooth Basketweave Flagstone Standard Press



Our pursuit of technological advancements provides layers of enriched surfaces and colour, bringing product aesthetics, quality and performance to the next level.



DESIGNLOC
The DesignLoc surface refinement technology is a strategic mix design that produces a highly controlled and refined surface offering with integral colouring and smooth touch surface.



CHROMATEC
ChromaTec protective surface enhancer adds a level of protection that helps resist the threat of stains from foreign elements while enhancing the vibrancy of the coated surface.



NANOBLAST
NanoBlast provides a fine blasting to the surface of the product, exposing specially selected granite aggregates, while leaving a durable and highly defined smooth finish for increased comfort.



AVAILABLE IN:

SLABS

- Adelaide 50
- Avari
- Balsam
- Lyra
- Richmond 50
- Riverton
- Trevista 50 Smooth
- Trevista 50 Textured
- Ventura

PAVERS

- Adelaide 80
- Manhattan Plank
- Napa
- Prisma
- Richmond 80
- Trevista 80 Smooth
- Trevista 80 Textured
- Vanguard

WALLS

- Soho



AVAILABLE IN:

SLABS

- Avari



AVAILABLE IN:

SLABS

- Lyra
- 24 x 24 Smooth



Outdoor Elements Collection

Whether you are a cooking enthusiast or like to relax by the fire, our kits can give your backyard its spark.



Scan the QR codes or visit bestwaystone.com/outdoorelements for more information and to see our entire outdoor elements collection.

Photo shows customized additional third row.



Barnbeam Fire Pit



Rockton Fire Pit



Soho Fire Pit




Antico Fire Pit



Garden Lock Fire Pit

New for 2024

Take a look at what's new for the 2024 season. At Best Way Stone, we are constantly pushing the envelope of product design.



VANGUARD

Introducing the Signature Series Paver – A classic smooth surface with subtle edges, measuring 100mm thick. Offered in three distinctive colours, with two featuring an exclusive edge surface finish. Vanguard is suitable for both pedestrian and vehicular commercial applications



LYRA 24" x 36"

The Lyra slab provides both a modern design and a highly detailed surface. Taking advantage of Best Way Stone's DesignLoc surface refinement technology, Lyra provides a contemporary smooth finish, and is offered in a variety of colours.




CARRARA COLORADO GREY PEARL BRIGHTSAND ECLIPSE SILVERLIGHT STORM




PRISMA

The Prisma paver blends timeless aesthetics with a modern twist, ideal for cutting-edge hardscape designs. Its elongated hexagonal form brings a distinctive geometric flair to landscaping, seamlessly integrating with various contemporary outdoor areas. Elevating projects, the Prisma introduces chic style and dimension.



CARRARA ULTRA BLACK



AUTUMN HILL

Introducing our new 2024 colour, Autumn Hill, now available in our Trevista product line. This warm and inviting shade captures the essence of fall, with a palette blending cream and brown tones to evoke the rich and cozy atmosphere of an autumn landscape.

2024 Lookbook

LIVE
WORK
PLAY

Whatever your purpose, Best Way Stone brings your vision to life.

A well-designed outside space not only adds property value, it also creates a sense of joy every time you return home. Over the past few years homeowners have found creative ways to build high-impact front entrances and restful backyard retreats that are built to last, so they can be enjoyed during any season.

Here are a few of our favourites.



TREVISTA TEXTURED (CARRARA)



“

Every new project is a fresh reminder of the impact landscaping can have on a home's curb appeal. At the end of a project, we love stepping back and taking in that *wow* factor.



SOHO (CARRARA)
ADELAIDE 50 BORDER (ULTRA BLACK)
TREVISTA 50 SMOOTH (CARRARA)



LYRA (ULTRA BLACK AND PEARL)



TREVISTA 50 TEXTURED (CARRARA)



LYRA (PEARL)



TREVISTA 50 TEXTURED (CARRARA)




LYRA (PEARL AND ULTRA BLACK)





LYRA (PEARL)



CORSO (ULTRA BLACK)





LYRA (PEARL)



SOHO (CARRARA) WITH ULTRA BLACK INLAY
ADELAIDE 50 BORDER (ULTRA BLACK)



TREVISTA 50 SMOOTH (GLACIER CREEK)
BAROLLO POOL COPING (ULTRA BLACK)
AVARI (GLACIER CREEK)
ADELAIDE 50 BORDER (ULTRA BLACK)



TREVISTA 80 SMOOTH (GLACIER CREEK)
MANHATTAN PLANK IN-LAY (ULTRA BLACK)



SOHO (CARRARA)



AVARI (GLACIER CREEK)
& SOHO FIREPLACE (GLACIER CREEK)
ADELAIDE 50 BORDER (ULTRA BLACK)



CAMDEN STEP (EBONY)



SOHO WALL (CARRARA)
SOPRA COPING (ULTRA BLACK)
ADELAIDE 50 BORDER (ULTRA BLACK)



CORSO (ULTRA BLACK) &
TREVISTA 80 SMOOTH (GLACIER CREEK)



PARKWALL (WINTERBORN)





TREVISTA 80 SMOOTH (CARRARA) WITH
ADELAIDE 80 (ULTRA BLACK) INLAY



SOHO (GREY MIX) &
SOPRA (ULTRA BLACK)



AVARI (GREY MIX)



TREVISTA 80 SMOOTH (CARRARA)



BALSAM (GLACIER CREEK)
SOHO (GLACIER CREEK)

“

Adding a little heat adds a whole new element to an outdoor space. Whether you are a cooking enthusiast or like to relax by a fireplace, our stone-based features can give your outdoor lifestyle its spark.



BALSAM (GLACIER CREEK)



AVARI (GLACIER CREEK)
FIREPIT WITH BAROLLO ROUND EDGE COPING (ULTRA BLACK)



AVARI (GLACIER CREEK)



SPECTRA (ECLIPSE)



HUNTINGTON (COLORADO GREY)





LYRA (PEARL AND ULTRA BLACK)
AND LYRA (CARRARA) BORDER



SOPRA (GREY)
AVARI (CARRARA)



LYRA (PEARL)



SLABS

- 55 Lyra
- 57 Avari
- 59 Trevista 50 Smooth
- 61 Trevista 50 Textured
- 62 Adelaide 50
- 62 Richmond 50
- 63 Balsam
- 65 Ventura
- 67 Huntington
- 68 Riverton
- 69 Spectra
- 69 Basketweave
- 70 24 x 24 Smooth and Shot blast
- 71 Flagstone
- 71 Standard Press



LYRA | SIGNATURE + ENHANCED SERIES



UNITS



11.81" x 23.62" x 2.36"
300mm x 600mm x 60mm



11.81" x 35.4" x 2.36"
600mm x 900mm x 60mm



23.62" x 23.62" x 2.36"
600mm x 600mm x 60mm



23.62" x 35.43" x 2.36"
600mm x 900mm x 60mm

COLOURS

DESIGNLOC COLOURS:




CARRARA



COLORADO GREY



PEARL



ULTRA BLACK

ULTRA BLACK AVAILABLE IN 12" X 24" & 24" X 24" ONLY.

NANOBLAST COLOURS:



BRIGHTSAND



ECLIPSE



SILVERLIGHT




STORM

NANOBLAST COLOURS AVAILABLE IN 12" x 24" AND 24" x 24" ONLY.
12" x 36" AND 24" x 36" NANOBLAST ARE SPECIAL ORDER.



ECLIPSE WITH NAPA ULTRA BLACK INLAY



AVARI | ENHANCED SERIES



UNIT



28" x 14" x 2"
710mm x 355mm x 50mm

COLOURS



CARRARA
(DESIGNLOC ONLY)



GLACIER CREEK



GREY MIX



TREVISTA 50 SMOOTH | SIGNATURE SERIES



UNITS



19.5" x 13" x 2"
495mm x 330mm x 50mm




13" x 13" x 2"
330mm x 330mm x 50mm



6.5" x 13" x 2"
165mm x 330mm x 50mm

*ALL SIZES SOLD AND PACKAGED TOGETHER IN A 1:2:2 RATIO.

COLOURS



BEIGE MIX
(SPECIAL ORDER)




CARRARA



GLACIER CREEK



GREY MIX



AUTUMN HILL

NEW





CARRARA


TREVISTA 50 TEXTURED | SIGNATURE SERIES



UNITS



19.5" x 13" x 2"
495mm x 330mm x 50mm




13" x 13" x 2"
330mm x 330mm x 50mm



6.5" x 13" x 2"
165mm x 330mm x 50mm

*ALL SIZES SOLD AND PACKAGED TOGETHER IN A 1:2:2 RATIO.


COLOURS



BEIGE MIX
(SPECIAL ORDER)




CARRARA



GLACIER CREEK




GREY MIX



AUTUMN HILL

NEW



GLACIER CREEK

ADELAIDE 50 | SIGNATURE SERIES

UNIT



6.5" x 13" x 2"
165mm x 330mm x 50mm

COLOURS



GLACIER CREEK GREY ULTRA BLACK

CAN BE USED AS A BORDER WITH OUR TREVISTA 50 LINE.

RICHMOND 50 | SIGNATURE SERIES

UNIT



6.5" x 13" x 2"
165mm x 330mm x 50mm

COLOURS



GLACIER CREEK GREY MIX ULTRA BLACK

CAN BE USED AS A BORDER WITH OUR TREVISTA 50 LINE.



GLACIER CREEK



GREY MIX

BALSAM | SIGNATURE SERIES

UNIT



31.5" x 7.87" x 2.36"
800mm x 200mm x 60mm

COLOURS



GLACIER CREEK MUSKOKA SILVER BIRCH



GLACIER CREEK

VENTURA | SIGNATURE SERIES



UNITS



15.67" x 23.5" x 2.36"
398mm x 597mm x 60mm



15.67" x 15.67" x 2.36"
398mm x 398mm x 60mm




7.87" x 15.67" x 2.36"
199mm x 398mm x 60mm

COLOURS



CARRARA



GLACIER CREEK



CARRARA



CARRARA







COLORADO GREY


HUNTINGTON | CLASSIC SERIES



UNITS

| | | | |
|---|---|---|---|
| RANDOM | | | SMALL RECTANGLE |
|  |  |  |  |
| 15.67" x 23.5" x 2.75" 398mm x 597mm x 70mm | 15.67" x 15.67" x 2.75" 398mm x 398mm x 70mm | 7.83" x 15.67" x 2.75" 199mm x 398mm x 70mm | 7.83" x 15.67" x 2.75" 199mm x 398mm x 70mm |

COLOURS

| | | | | | |
|---|---|---|---|---|---|
|  |  |  |  |  |  |
| COLORADO GREY | GLACIER CREEK | GREY MIX | SUMMER MIST | WINTERBORN | NIGHTFALL |

SMALL RECTANGLE AVAILABLE IN COLORADO GREY, SUMMER MIST AND NIGHTFALL. SOLD AND PACKAGED SEPARATELY.
HUNTINGTON RANDOM AND SMALL RECTANGLE AVAILABLE FOR LIGHT-DUTY VEHICLE TRAFFIC.



SUMMER MIST

RIVERTON | SIGNATURE SERIES



UNIT



11.81" x 23.62" x 2.36"
300mm x 600mm x 60mm


COLOURS



HARBOUR GREY



PEARL



ULTRA BLACK



ULTRA BLACK & PEARL

SPECTRA | CLASSIC SERIES



UNIT




23.62" x 23.62" x 2"
600mm x 600mm x 50mm

COLOURS




BRIGHTSAND



ECLIPSE



SILVERLIGHT



STORM



ECLIPSE

BASKETWEAVE | CLASSIC SERIES



UNITS



24 x 30
23.62" x 29.52" x 1.57"
600mm x 750mm x 40mm

24 x 24
23.62" x 23.62" x 1.57"
600mm x 600mm x 40mm

12 x 24
11.81" x 23.62" x 1.57"
300mm x 600mm x 40mm

COLOURS



WHITE




WHITE

24 x 24 SMOOTH AND SHOT BLAST | CLASSIC SERIES



UNITS




23.6" x 23.6" x 1.5 & 2"
600mm x 600mm x 40 & 50mm
Smooth finish available in both 40 and 50mm.
Shot blast finish available in 50mm only.

COLOURS

DESIGNLOC COLOURS:



GREY




WHITE

NANOBLAST COLOURS:



GREY



WHITE

*2"/50MM UNIT AVAILABLE WITH NANOBLAST.



SHOT BLAST GREY

FLAGSTONE | CLASSIC SERIES



UNIT




24 x 24
23.62" x 23.62" x 1.57"
600mm x 600mm x 40mm


COLOURS



GREY



NIGHTFALL



GREY

STANDARD PRESS | CLASSIC SERIES



UNITS




24 x 30
23.62" x 29.52" x 1.57"
600mm x 750mm x 40mm
*Only available in grey

16 x 16
15.75" x 15.75" x 1.57"
400mm x 400mm x 40mm
*Only available in red and grey


12 x 24
11.81" x 23.62" x 1.57"*
300mm x 600mm x 40mm
*Only available in grey

24 x 24
23.62" x 23.62" x 1.57"
600mm x 600mm x 40mm
*Available in all colours


COLOURS



CHARCOAL




GREY



RED



GREY



PAVERS

- 75 Trevista 80 Smooth
- 77 Trevista 80 Textured
- 78 Richmond 80
- 78 Adelaide 80
- 79 Vanguard
- 80 Manhattan Plank
- 81 Prisma
- 82 Napa
- 82 Ashford
- 83 Corso
- 84 Moderna
- 85 Standard & Double Standard



TREVISTA 80 SMOOTH | SIGNATURE SERIES



UNITS



19.5" x 13" x 3.15"
495mm x 330mm x 80mm



13" x 13" x 3.15"
330mm x 330mm x 80mm



6.5" x 13" x 3.15"
165mm x 330mm x 80mm

*ALL SIZES SOLD AND PACKAGED IN A 1:2:2 RATIO

COLOURS



BEIGE MIX
(SPECIAL ORDER)



CARRARA



GLACIER CREEK



GREY MIX



AUTUMN HILL

NEW



GLACIER CREEK



GLACIER CREEK

TREVISTA 80 TEXTURED | SIGNATURE SERIES



UNITS



19.5" x 13" x 3.15"
495mm x 330mm x 80mm



13" x 13" x 3.15"
330mm x 330mm x 80mm



6.5" x 13" x 3.15"
165mm x 330mm x 80mm

*ALL SIZES SOLD AND PACKAGED IN A 1:2:2 RATIO.

COLOURS



BEIGE MIX
(SPECIAL ORDER)




CARRARA



GLACIER CREEK



GREY MIX



AUTUMN HILL

NEW



GLACIER CREEK WITH
RICHMOND ULTRA BLACK IN-LAY



GLACIER CREEK

RICHMOND 80 | SIGNATURE SERIES



UNIT



6.5" x 13" x 3.15"
165mm x 330mm x 80mm

COLOURS



GLACIER CREEK GREY MIX ULTRA BLACK

CAN BE USED FOR BORDER/ACCENT FOR TREVISTA 80 LINE

ADELAIDE 80 | SIGNATURE SERIES



UNIT



6.5" x 13" x 3.15"
165mm x 330mm x 80mm

COLOURS



GLACIER CREEK GREY ULTRA BLACK

CAN BE USED FOR BORDER/ACCENT FOR TREVISTA 80 LINE



GREY MIX WITH CORSO
ULTRA BLACK IN-LAY

VANGUARD | SIGNATURE SERIES COMMERCIAL



UNITS



7.87" x 23.63" x 3.94"
200mm x 600mm x 100mm



3.94" x 11.81" x 3.94"
100mm x 300mm x 100mm

VANGUARD EDGE SURFACE



COLOURS



COLORADO GREY GREY MIX ULTRA BLACK

EDGE SURFACE (SPECIAL ORDER ONLY)



PEARL ULTRA BLACK

VANGUARD EDGE SURFACE AVAILABLE IN 4" x 12" SIZE, SPECIAL ORDER ONLY.



ULTRA BLACK



COLORADO GREY

MANHATTAN PLANK* | SIGNATURE SERIES



UNITS

A

 6.50" x 4.33" x 3.15"
 165mm x 110mm x 80mm

B


 10.83" x 4.33" x 3.15"
 275mm x 110mm x 80mm


C


 12.99" x 4.33" x 3.15"
 330mm x 110mm x 80mm


COLOURS

 **GLACIER CREEK**
  **GREY MIX**
  **ULTRA BLACK**

D

 17.32" x 4.33" x 3.15"
 440mm x 110mm x 80mm

E

 8.66" x 6.50" x 3.15"
 220mm x 165mm x 80mm

F

 12.99" x 6.50" x 3.15"
 330mm x 165mm x 80mm


G

 17.32" x 6.50" x 3.15"
 440mm x 165mm x 80mm

*THIS PRODUCT IS SPECIAL ORDER ONLY. ALL UNITS PACKAGED TOGETHER. A TO E IS 2:1 TO F AND G.


PRISMA | SIGNATURE SERIES NEW



UNIT


 7.76" x 8.96" x 2.36"
 197mm x 227.5mm x 60mm

COLOURS

 **CARRARA**
  **ULTRA BLACK**



GLACIER CREEK



CARRARA AND ULTRA BLACK

NAPA | SIGNATURE SERIES



UNIT



2.36" x 9.44" x 2.36"
60mm x 240mm x 60mm

COLOURS



CARRARA



ULTRA BLACK



CARRARA AND ULTRA BLACK

ASHFORD | CLASSIC SERIES



UNITS



13" x 8.66" x 2.36"
320mm x 220mm x 60mm



8.66" x 8.66" x 2.36"
220mm x 220mm x 60mm



8.66" x 4.33" x 2.36"
220mm x 110mm x 60mm

COLOURS



COLORADO GREY



GREY MIX



SUMMER MIST



GREY MIX

CORSO | CLASSIC SERIES



UNITS



9.96" x 5.24" x 2.75"
253mm x 133mm x 70mm



7.60" x 5.24" x 2.75"
193mm x 133mm x 70mm



5.24" x 5.24" x 2.75"
133mm x 133mm x 70mm

COLOURS



GREY MIX



ULTRA BLACK

*ALL SIZES SOLD AND PACKAGED TOGETHER IN A 1:1:1 RATIO.




ULTRA BLACK

MODERNA | CLASSIC SERIES



UNITS



16" x 8/12" x 2.75"
405mm x 205/305mm x 70mm

*ALL UNITS SOLD AND PACKAGED TOGETHER
(1 BUNDLE LAYER SHOWN ABOVE).

COLOURS



BEIGE MIX
(SPECIAL ORDER)

GREY MIX

STANDARD & DOUBLE STANDARD | CLASSIC SERIES




UNITS



60mm STANDARD
3.93" x 7.87" x 2.36"
100mm x 200mm x 60mm



80mm STANDARD
3.93" x 7.87" x 3.15"
100mm x 200mm x 80mm



DOUBLE STANDARD
7.87" x 7.87" x 2.36"
200mm x 200mm x 60mm

COLOURS



BUFF MIX BUFF-BROWN MIX GREY MIX RED MIX SALMON MIX



GREY CHARCOAL RED

STANDARD AND DOUBLE STANDARD ARE PACKAGED SEPARATELY.
DOUBLE STANDARD NOT AVAILABLE IN BUFF-BROWN MIX AND RED.
80MM STANDARD AVAILABLE IN CHARCOAL, GREY AND GREY MIX.
ALL OTHER COLOURS ARE SPECIAL ORDER.



GREY MIX



DOUBLE STANDARD (GREY MIX)



WALLS

- 88 Arlington
- 89 Soho
- 90 Garden Lock
- 91 Barnbeam
- 92 Parkwall
- 93 Ikon
- 94 Hazelton
- 94 Antico Stacker
- 95 Ridgewall SRW System
- 96 Rockton
- 97 Grand Ledge

ARLINGTON | CLASSIC SERIES

UNITS



UNIT
15.75"w x 8.85"d x 4.92"h
400mm x 225mm x 125mm



CORNER/CURB
15.75"w x 8.85"d x 4.92"h
400mm x 225 mm x 125mm



COPING
15.75"w x 10.23"d x 2.36"h
400mm x 260mm x 60mm

THE ARLINGTON WALL WORKS SEAMLESSLY WITH THE GARDEN LOCK AND HAZELTON WALL SYSTEMS.

COLOURS



COLORADO GREY



GREY MIX



NIGHTFALL



SUMMER MIST



WINTERBORN

SOHO | SIGNATURE SERIES



UNITS



350 BLOCK
13.78"w x 8.85"d x 3.94"h
350mm x 225mm x 100mm



450 BLOCK
17.72"w x 8.85"d x 3.94"h
450mm x 225mm x 100mm



550 BLOCK
21.65"w x 8.85"d x 3.94"h
550mm x 225mm x 100mm



650 BLOCK
25.59"w x 8.85"d x 3.94"h
650mm x 225mm x 100mm



CORNER
13.78"w x 8.85"d x 3.94"h
350mm x 225mm x 100mm

COLOURS



CARRARA



GLACIER CREEK




GREY MIX



ULTRA BLACK

SOHO WALL BLOCKS ARE NOW COLOURED THROUGHOUT THE ENTIRE BODY OF THE PRODUCT. *ALL BLOCK UNITS ARE SOLD AND PACKAGED TOGETHER IN AN EQUAL RATIO.



COLORADO GREY



GLACIER CREEK

GARDEN LOCK | CLASSIC SERIES

UNITS

TRIPLE*



14.96"w x 8.85"d x 4.92"h
380mm x 225mm x 125mm



9.84"w x 8.85"d x 4.92"h
250mm x 225mm x 125mm



7.48"w x 8.85"d x 4.92"h
190mm x 225mm x 125mm



CORNER
13.46"w x 8.85"d x 4.92"h
342mm x 225mm x 125mm



COPING
15.74"w x 10.23"d x 2.95"h
400mm x 260mm x 75mm



WEDGE
8.07"/5.31"w x 8.85"d x 4.92"h
205/135mm x 225mm x 125mm



WEDGE COPING
8.23"/5.17"w x 10.23"d x 2.95"h
209/131mm x 260mm x 75mm

COLOURS



BEIGE MIX




GREY



GREY MIX



ULTRA BLACK
(COPING ONLY)



WINTERBORN

*TRIPLE SOLD AND PACKAGED TOGETHER IN A 1:1:1 RATIO. CORNER UNIT SOLD SEPARATELY.

BARNBEAM | SIGNATURE SERIES

UNIT



40"w x 8"d x 6"h
1015mm x 203mm x 152mm



BARNBEAM FIRE PIT KIT AVAILABLE
(SEE PAGE 14).

COLOUR



WEATHERWOOD



GREY MIX



WEATHERWOOD

PARKWALL | CLASSIC SERIES

UNITS



REGULAR
7.87"w x 11.61"d x 5.9"h
200mm x 295mm x 150mm



TAPERED
7.87"w (7"w) x 11.61"d x 5.9"h
200mm (177) x 295mm x 150mm



CORNER
7.87"w x 11.61"d x 5.9"h
200mm x 295mm x 150mm



COPING
23.62"w x 11.81"d x 2.95"h
600mm x 300mm x 75mm

COLOURS



BEIGE MIX



GREY



GREY MIX



ULTRA BLACK
(COPING ONLY)



WINTERBORN

*ALL SIZES SOLD AND PACKAGED SEPARATELY.

IKON | CLASSIC SERIES

UNITS



BLOCK UNIT
39.4"w x 14"d x 6.7"h
1000mm x 355mm x 170mm



COPING
39.4"w x 14"d x 6.7"h
1000mm x 355mm x 170mm

COLOURS



GREY



ULTRA BLACK



WINTERBORN WITH
ULTRA BLACK COPING



GREY & ULTRA BLACK

HAZELTON | CLASSIC SERIES

UNITS



BLOCK
11.81"w x 8.85"d x 4.92"h
300mm x 225mm x 125mm



CORNER
12.79"w x 6.88"d x 4.92"h
325mm x 175mm x 125mm

COLOURS



BEIGE MIX



GREY MIX



ULTRA BLACK

*BLOCK AND CORNER UNITS SOLD AND PACKAGED SEPARATELY.
USE MONTANA, GARDEN LOCK OR ARLINGTON COPING FOR IDEAL FINISH.



BEIGE MIX


ANTICO STACKER | CLASSIC SERIES

UNIT



11.81"w x 7.87"d x 3.93"h
300mm x 200mm x 100mm

COLOURS



BEIGE MIX



GREY MIX



ULTRA BLACK




GREY MIX WITH
ULTRA BLACK INLAY/ACCENT

RIDGEWALL SRW SYSTEM | CLASSIC SERIES

UNITS



435 SPLIT BLOCK
39.4"w x 17.1"d x 7.68"h
1000mm x 435mm x 195mm



870 DOUBLE
39.4"w x 34.25"d x 7.68"h
1000mm x 870mm x 195mm



435 SMOOTH BLOCK
39.4"w x 17.1"d x 7.68"h
1000mm x 435mm x 195mm



90° CORNER UNIT
36.9"w x 17.1"d x 7.68"h
937.5mm x 435mm x 195mm



45° CORNER UNIT
39.4"w x 17.1"d x 7.68"h
1000mm x 435mm x 195mm



COPING UNIT
39.4"w x 19.7"d x 7.68"h
1000mm x 500mm x 195mm

COLOURS



SMOOTH GREY
(BLOCK & COPING)



GREY
(BLOCK & COPING)

ENGINEERING SERVICES AVAILABLE



GREY (BLOCK & COPING)

ROCKTON | ROSETTA SERIES

UNITS



42" w x 10.5" d x 6" h
1067mm x 267mm x 152mm



30" w x 10.5" d x 6" h
762mm x 267mm x 152mm



21" w x 10.5" d x 6" h
533mm x 267mm x 152mm



12" w x 10.5" d x 6" h
304mm x 267mm x 152mm



CORNER
21" w x 10.5" d x 6" h
533mm x 267mm x 152mm

COLOURS



FOND DU LAC



MANITOU BLEND

*CORNER UNIT SOLD AND PACKAGED SEPARATELY.

GRAND LEDGE | ROSETTA SERIES

UNITS



72" w x 23" d x 12" h
1829mm x 584mm x 305mm



60" w x 23" d x 12" h
1524mm x 584mm x 305mm



48" w x 23" d x 12" h
1219mm x 584mm x 305mm



36" w x 23" d x 12" h
914mm x 584mm x 305mm



CORNER UNIT
54" w x 20" d x 12" h
1372mm x 508mm x 305mm



CORNER UNIT
46" w x 21" d x 12" h
1168mm x 533mm x 305mm




CORNER UNIT
38" w x 19" h x 12" d
965mm x 483mm x 305mm

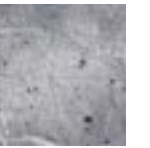


CORNER UNIT
30" w x 18" h x 12" d
762mm x 457mm x 305mm

COLOURS



FOND DU LAC



MANITOU BLEND



MANITOU BLEND



FOND DU LAC



STEPS, CAPS & CURBS

- 100 Camden Step
- 101 Ikon Step
- 102 Ridge Step
- 103 Sopra Coping
- 104 Barollo Round Edge Coping
- 104 Montana Cap
- 105 28 x 28 Smooth
- 105 Parkwall Column Cap
- 106 Arlington Curb
- 106 Antico Curb
- 107 Driveway Curb
- 107 Garden Curb

CAMDEN STEP

UNITS



48" w x 16" d x 6" h
1219mm x 406mm x 152mm



72" w x 16" d x 6" h
1829mm x 406mm x 152mm



14" FILLER UNIT/CURB



28" FILLER UNIT/CURB

COLOURS



EBONY



GRANITE GREY

USE FILLER UNITS TO MAKE DECORATIVE CAMDEN CURBS TO MATCH YOUR STEPS.

IKON STEP

- MODERN SMOOTH FINISH
- ALLOWS FOR 14" STEP TREAD

UNIT



39.4" w x 14" d x 6.7" h
1000mm x 355mm x 170mm

COLOURS



GREY



ULTRA BLACK

*CAN BE USED AS A COPING FOR THE IKON WALL SYSTEM.



EBONY



ULTRA BLACK

RIDGE STEP

UNIT



39.4"w x 19.7"d x 7.68"h
1000mm x 500mm x 195mm

COLOURS



GREY

GREY MIX

CAN BE USED AS SPLIT FACE OR SMOOTH STEP ON REVERSE SIDE.

SOPRA COPING

UNIT



28"w x 14"d x 2.36"h
710mm x 355mm x 60mm

COLOURS



GREY

ULTRA BLACK



GREY MIX



GREY

BAROLLO ROUND EDGE COPING


UNITS




10"
9.84"w x 12.46"d x 2.95"h
250mm x 317mm x 75mm

8"
7.84"w x 12.46"d x 2.95"h
200mm x 317mm x 75mm

COLOURS



GREY ULTRA BLACK




COLORADO GREY NIGHTFALL SUMMER MIST



ULTRA BLACK

MONTANA CAP

UNITS



WALL CAP
21.3"w x 10.6"d x 2"h
540mm x 270mm x 50mm

COLUMN CAP
23.6"w x 23.6"d x 3"h
600mm x 600mm x 75mm

COLOURS




EBONY GRANITE GREY SANDSTONE



EBONY

28 x 28 SMOOTH

UNIT



27.95"w x 27.95"d x 3.14"h
710mm x 710mm x 80mm

COLOURS



EBONY GRANITE GREY



EBONY


PARKWALL COLUMN CAP

UNIT



23.62"w x 23.62"d x 2.95"h
600mm x 600mm x 75mm

COLOURS



GREY SAHARA BLEND ULTRA BLACK



GREY

ARLINGTON CURB

UNIT



15.75"w x 8.85"d x 4.92"h
400mm x 225mm x 125mm

COLOURS



COLORADO GREY GREY MIX NIGHTFALL



SUMMER MIST WINTERBORN



COLORADO GREY

ANTICO CURB

UNIT



15.75"w x 3.95"d x 5.91"h
400mm x 100mm x 150mm

COLOURS



BEIGE MIX GREY MIX



GREY MIX

DRIVEWAY CURB

UNIT




39.4"w x 5.9"d x 5.9"h
1000mm x 150mm x 150mm

COLOURS



CHARCOAL GREY



CHARCOAL

GARDEN CURB

UNIT



31.5"w x 3.95"d x 5.91"h
800mm x 100mm x 150mm

COLOURS



CHARCOAL GREY



GREY



ENVIRO

110 Moderna Permeable Paver System

111 Solar Reflective Rooftop Paver

PERMEABLE PAVERS



UNITS MODERNA



16" x 8/12" x 2.75"
405mm x 205/305mm x 70mm

DC-80



BLOCK 1
7.6" x 7.6"
(3.7" at ends of "L") x 2.76"
193mm x 193mm
(93mm at ends of "L") x 80mm



BLOCK 2
7.6" x 7.6"
(3.7" at ends of "L") x 2.76"
193mm x 193mm
(93mm at ends of "L") x 80mm



BLOCK 3
3.7" x 7.6" x 2.76"
93mm x 193mm x 80mm



BLOCK 4
3.7" x 3.7" x 2.76"
93mm x 93mm x 80mm

COLOURS

MODERNA COLOURS



BEIGE MIX



GREY MIX

DC-80



GRANITE

SOLAR REFLECTIVE ROOFTOP PAVERS



UNIT




UNIT SIZE
23.62" x 23.62" x 2"
600mm x 600mm x 50mm

PEDESTALS AVAILABLE



AVAILABLE IN MULTIPLE SIZES
AND HEIGHT ADJUSTMENTS.

COLOUR



SR WHITE

60MM AND 65MM AVAILABLE VIA SPECIAL ORDER.

ABOUT PERMEABLE PAVERS

The Moderna and DC-80 Paving Stone are decorative and versatile single-shaped paving stone that provide stormwater control without sacrificing style or design.

Following PICP (Permeable Interlocking Concrete Pavement) standards, the Moderna Paving Stone provides a complete system, helping to eliminate runoff.

Benefits of Permeable Pavers:

- Eliminates surface runoff
- System design recharges groundwater
- Reduces need for snow removal
- Provides contaminant filtration
- Supported by paver lifetime guarantee
- Earn LEED® credits

LEED®ING THE WAY

Best Way Stone is committed to creating sustainable products that will aid in the future development of our prospering communities. Our White Solar Reflective (SR) Rooftop Paver not only assists in solar reflectivity but can also contribute to LEED® project certification.



GREY MIX



WHITE

Hardscaping Accessories

Best Way Stone has curated a collection of accessories to help you finish your outdoor space. This series consists only of the products we know and trust in our landscape designs – so you can trust them in yours, too.



JOINT SAND



Specially formulated mixture of graded sand and high-performance polymer binding agent designed for all paver and natural stone joints up to 4" (10 cm). It will remain stable and flexible in the most extreme weather conditions and freeze/thaw cycles when properly installed.

Sable Marco
Evolution Polymeric



TOOLS, ACCESSORIES & OTHER

Adhesives

- Butyl tape
- Landscape adhesive tubes

Aggregates

- 1/4" chip
- 3/8" gravel (loose)
- 3/4" crusher run (bags only)
- 3/4" gravel (bags only)
- Brick sand (bags only)
- Concrete sand
- Limestone screening

Edge Restraints

- Brickstop aluminum edge restraint
- Brickstop Beast plastic edge restraint
- Spikes

Fabrics

- Construction fabric
- Geogrid tie-back
- Landscape fabric

Tools & Accessories

- Brooms
- Caulking guns
- Gloves
- Hand tampers
- Mallets/hammers
- Levels
- Plate tampers
- Shovels
- String lines
- Wheel barrows



SEALERS & CLEANERS



Seal King paving stone sealer

- Water and acrylic based
- High and satin gloss finish
- Efflorescence remover
- Oil and grease remover
- Seal grip
- Sealer remover



Kimbol sealer

- Water and acrylic based
- High and satin gloss finish
- Efflorescence remover
- Oil and grease remover

PRECAST CONCRETE & BUILDER PRODUCTS

- Parking lot bumper curbs (96" x 10" x 6") (96" x 12" x 8")
- Chimney caps
- Deck blocks
- Forma steps (36"w / 48"w)
- Keystones
- Splash pads
- Step risers
- Window sills

Visit bestwaystone.com for more information.



Care & Considerations

Setting a base

The quality of work put into establishing a solid foundation is vital to the overall performance of your landscape design.

When properly constructed, a solid base foundation helps prevent paver settling, shifting, and water accumulation. Use of edge restraints and jointing sand is recommended as best practice by Concrete Masonry and Hardscapes Association.

When choosing and installing jointing sand, please ensure to follow the directions given by the manufacturer. To find out more about base preparation and installation practices, visit

masonryandhardscapes.org.

Colour distribution

When installing stone, we recommend you select a mix of materials from several different bundles to ensure a balanced distribution of surface colour textures and colour mixtures.

Always verify colours and products chosen for your concrete landscape project with your contractor or landscape designer prior to installation. Physical or printed colour samples are only representations of the chosen product. If you notice a discrepancy, notify us immediately before continuing with your project. Full installation is understood as your acceptance of the product's condition.

Concrete care

Maintaining the surface of your concrete pavers is essential to their aesthetic. Sealing your concrete pavers can enhance the colour, but it's optional as our pavers are just as durable with or without the addition of sealants. If you plan on sealing your concrete products, always follow the manufacturer's instructions for proper application.

Unfortunately, even materials as durable as concrete can scratch, chip, or stain if handled incorrectly. When compacting our pavers, ensure that a rubber membrane is added to protect textured surfaces from potential damage. Use a rubber blade when removing snow from the surface of our pavers to prevent surface scratching and damage. Best Way Stone is not responsible for the damage left by the misuse of compaction or snow removal equipment.

Efflorescence

Efflorescence is that white, powdery substance that appears on the surface of concrete and it's a naturally occurring process. Efflorescence does not affect the structural integrity or strength of the product and will usually wear off over time – although special cleaners can be used to speed up its removal. For more information visit

masonryandhardscapes.org.

Choosing a Contractor

Although not required, hiring a qualified contractor makes installing stone a much more efficient and less stressful experience. When hiring a qualified professional we recommend they follow industry standard guidelines.

When hiring a contractor, we recommend collecting project references and samples of previous work. Make sure they offer a comprehensive warranty, and have all the required insurance and licenses. Any contractor will understand the industry standards for installing stone – you can download a copy to these guidelines by visiting

masonryandhardscapes.org.

Masonry & Builder



Chimney Caps



Key Stones



Patio Slabs



Splash Pads



Window Sills



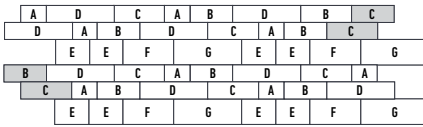
Steps

For information on our masonry & builder collection visit: bestwaystone.com

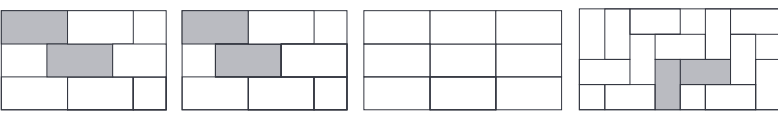


Pattern Guides

Manhattan Plank



Avari, Lyra and Riverton



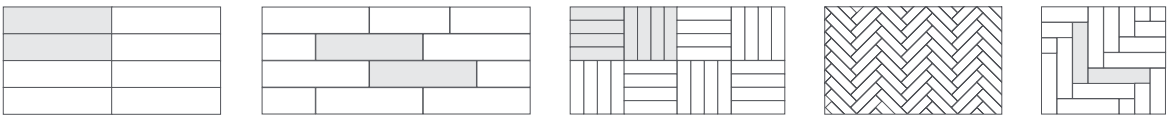
3/4 OFFSET
*FOR BEST PRACTICE

BRICK JOINT

TILE JOINT

HERRINGBONE

Balsam and Napa



TILE JOINT

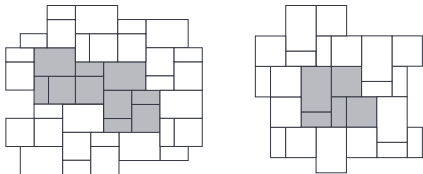
OFF-SET

PARQUET

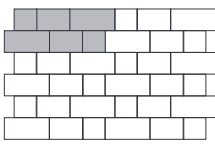
HERRINGBONE

HERRINGBONE

Trevista 80 & 50

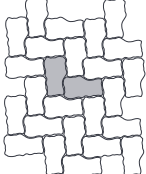


Corso

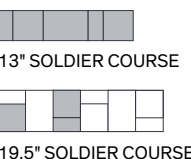


INSTALL RANDOMLY WITH A 1:1:1 RATIO

Ardesia



MOST RANDOM FINISH



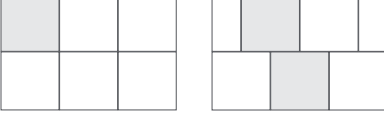
13" SOLDIER COURSE

19.5" SOLDIER COURSE

Prisma



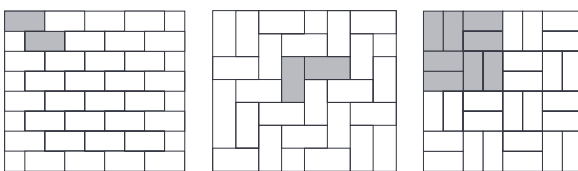
Spectra, Lyra and 24 x 24 Smooth



TILE JOINT

1/2 OFF-SET

Adelaide 80 & 50 & Richmond 80 & 50



Moderna




MOST RANDOM FINISH

MAXIMUM PERMEABILITY

16" SOLDIER COURSE

Vanguard

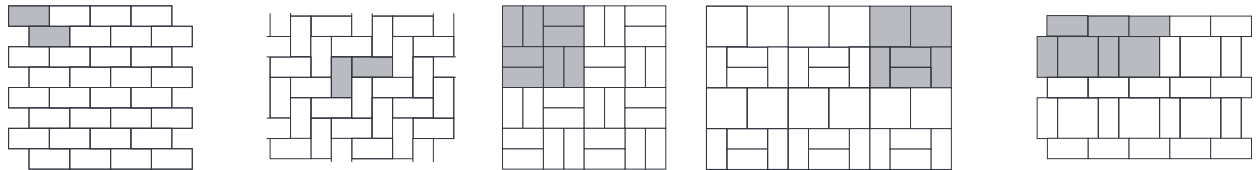


RUNNING BOND

HERRINGBONE

4" x 12" / 8" x 24" MIX

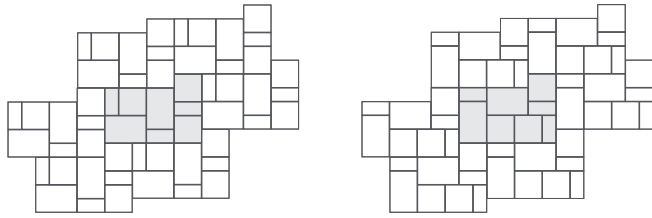
Standard & Double Standard



STANDARD 50%
DOUBLE STANDARD 50%

STANDARD 56%
DOUBLE STANDARD 44%

Ventura



2024 Colour Chart

| | Autumn Hill | Beige Mix | Brightsand | Buff Brown | Buff Mix | Carrara | Charcoal | Colorado Grey | Eclipse | Glacier Creek | Granite | Grey | Grey Mix | Harbour Grey | Muskoka | Nightfall | Pearl | Red | Red Mix | Salmon Mix | Silver Birch | Silverlight | Storm | Summer Mist | Ultra Black | Winterborn | White |
|----------------------------|-------------|-----------|------------|------------|----------|---------|----------|---------------|---------|---------------|---------|------|----------|--------------|---------|-----------|-------|-----|---------|------------|--------------|-------------|-------|-------------|-------------|------------|-------|
| Pavers | | | | | | | | | | | | | | | | | | | | | | | | | | | |
| Adelaide 80 | | | | | | | | | | | | | | | | | | | | | | | | | | | |
| Ashford | | | | | | | | | | | | | | | | | | | | | | | | | | | |
| Corso | | | | | | | | | | | | | | | | | | | | | | | | | | | |
| Double Standard | | | | | | | | | | | | | | | | | | | | | | | | | | | |
| Manhattan Plank | | | | | | | | | | | | | | | | | | | | | | | | | | | |
| Moderna | | | | | | | | | | | | | | | | | | | | | | | | | | | |
| Napa | | | | | | | | | | | | | | | | | | | | | | | | | | | |
| Prisma | | | | | | | | | | | | | | | | | | | | | | | | | | | |
| Richmond 80 | | | | | | | | | | | | | | | | | | | | | | | | | | | |
| 60mm Standard | | | | | | | | | | | | | | | | | | | | | | | | | | | |
| 80mm Standard | | | | | | | | | | | | | | | | | | | | | | | | | | | |
| Trevista 80 Smooth | | | | | | | | | | | | | | | | | | | | | | | | | | | |
| Trevista 80 Textured | | | | | | | | | | | | | | | | | | | | | | | | | | | |
| Vanguard | | | | | | | | | | | | | | | | | | | | | | | | | | | |
| Slabs | | | | | | | | | | | | | | | | | | | | | | | | | | | |
| Adelaide 50 | | | | | | | | | | | | | | | | | | | | | | | | | | | |
| Avari | | | | | | | | | | | | | | | | | | | | | | | | | | | |
| Balsam | | | | | | | | | | | | | | | | | | | | | | | | | | | |
| Basketweave | | | | | | | | | | | | | | | | | | | | | | | | | | | |
| Flagstone | | | | | | | | | | | | | | | | | | | | | | | | | | | |
| Huntington | | | | | | | | | | | | | | | | | | | | | | | | | | | |
| Lyra | | | | | | | | | | | | | | | | | | | | | | | | | | | |
| Richmond 50 | | | | | | | | | | | | | | | | | | | | | | | | | | | |
| Riverton | | | | | | | | | | | | | | | | | | | | | | | | | | | |
| Spectra | | | | | | | | | | | | | | | | | | | | | | | | | | | |
| SR Paver | | | | | | | | | | | | | | | | | | | | | | | | | | | |
| Standard Press 24x30 | | | | | | | | | | | | | | | | | | | | | | | | | | | |
| Standard Press 24x24 | | | | | | | | | | | | | | | | | | | | | | | | | | | |
| Standard Press 16x16 | | | | | | | | | | | | | | | | | | | | | | | | | | | |
| Standard Press 12x24 | | | | | | | | | | | | | | | | | | | | | | | | | | | |
| Trevista 50 Smooth | | | | | | | | | | | | | | | | | | | | | | | | | | | |
| Trevista 50 Textured | | | | | | | | | | | | | | | | | | | | | | | | | | | |
| 24 x 24 Smooth & Shotblast | | | | | | | | | | | | | | | | | | | | | | | | | | | |
| Ventura | | | | | | | | | | | | | | | | | | | | | | | | | | | |

● Available via special order ● Available with Nanoblast ● Available with edge surface by special order

SRI VALUES

| COLOUR | SRI | COLOUR | SRI | COLOUR | SRI |
|---------------|-----|--------------|-----|---------------------|-----|
| Brightsand | 52 | Grey | 35 | Salmon | 26 |
| Buff Brown | 21 | Grey Mix | 24 | Salmon Mix | 21 |
| Carrara | 30 | Harbour Grey | 33 | Silverlight | 34 |
| Colorado Grey | 41 | Pearl* | 43 | Summer Mist | 41 |
| Eclipse | 60 | Red | 27 | White (Basketweave) | 51 |
| Glacier Creek | 34 | Red Mix | 22 | White (SR Paver) | 82 |

| | Beige Mix | Carrara | Charcoal | Colorado Grey | Ebony | Fond du lac | Glacier Creek | Granite | Granite Grey | Grey | Grey Mix | Manitou Blend | Nightfall | Red | Sahara Blend | Sandstone | Smooth Grey | Summer Mist | Ultra Black | Weatherwood | Winterborn | |
|---------------------|-----------|---------|----------|---------------|-------|-------------|---------------|---------|--------------|------|----------|---------------|-----------|-----|--------------|-----------|-------------|-------------|-------------|-------------|------------|--|
| Walls | | | | | | | | | | | | | | | | | | | | | | |
| Arlington | | | | | | | | | | | | | | | | | | | | | | |
| Antico Stacker | | | | | | | | | | | | | | | | | | | | | | |
| Barnbeam | | | | | | | | | | | | | | | | | | | | | | |
| Garden Lock | | | | | | | | | | | | | | | | | | | | | | |
| Grand Ledge | | | | | | | | | | | | | | | | | | | | | | |
| Hazlelton | | | | | | | | | | | | | | | | | | | | | | |
| Ikon | | | | | | | | | | | | | | | | | | | | | | |
| Parkwall | | | | | | | | | | | | | | | | | | | | | | |
| RidgeWall | | | | | | | | | | | | | | | | | | | | | | |
| Rockton | | | | | | | | | | | | | | | | | | | | | | |
| Soho | | | | | | | | | | | | | | | | | | | | | | |
| Copings | | | | | | | | | | | | | | | | | | | | | | |
| 28 x 28 Smooth | | | | | | | | | | | | | | | | | | | | | | |
| Barollo 8" | | | | | | | | | | | | | | | | | | | | | | |
| Barollo 10" | | | | | | | | | | | | | | | | | | | | | | |
| Garden Lock | | | | | | | | | | | | | | | | | | | | | | |
| Montana | | | | | | | | | | | | | | | | | | | | | | |
| Montana Column Cap | | | | | | | | | | | | | | | | | | | | | | |
| Parkwall | | | | | | | | | | | | | | | | | | | | | | |
| Parkwall Column Cap | | | | | | | | | | | | | | | | | | | | | | |
| Riviera Cap | | | | | | | | | | | | | | | | | | | | | | |
| Sopra Coping | | | | | | | | | | | | | | | | | | | | | | |
| Steps | | | | | | | | | | | | | | | | | | | | | | |
| Camden Step | | | | | | | | | | | | | | | | | | | | | | |
| Ikon Step | | | | | | | | | | | | | | | | | | | | | | |
| Ridge Step | | | | | | | | | | | | | | | | | | | | | | |
| Curbs | | | | | | | | | | | | | | | | | | | | | | |
| Antico | | | | | | | | | | | | | | | | | | | | | | |
| Arlington | | | | | | | | | | | | | | | | | | | | | | |
| Driveway | | | | | | | | | | | | | | | | | | | | | | |
| Garden | | | | | | | | | | | | | | | | | | | | | | |

● Coping Only

Colour swatches and photographs are not exact representations of colour, but are given to provide close reference. Measurements and product dimensions are nominal. Registered trademarks, logos and product names are the property of Best Way Stone Limited®. 032024R1

Parkwall®, Parkwall®, Garden Lock™ US Patents 6398458 & 6178715; Canadian Patent 2193942. RidgeWall® US Patent Pending 20140270989; Canadian Patent Pending 2809704. Moderna® US Patents D701619 & D689624; Canadian Industrial Design Registrations 138841 & 138842.

Antico Pavers & Walls
Ecoscape®



Uxbridge Outdoor Design Centre



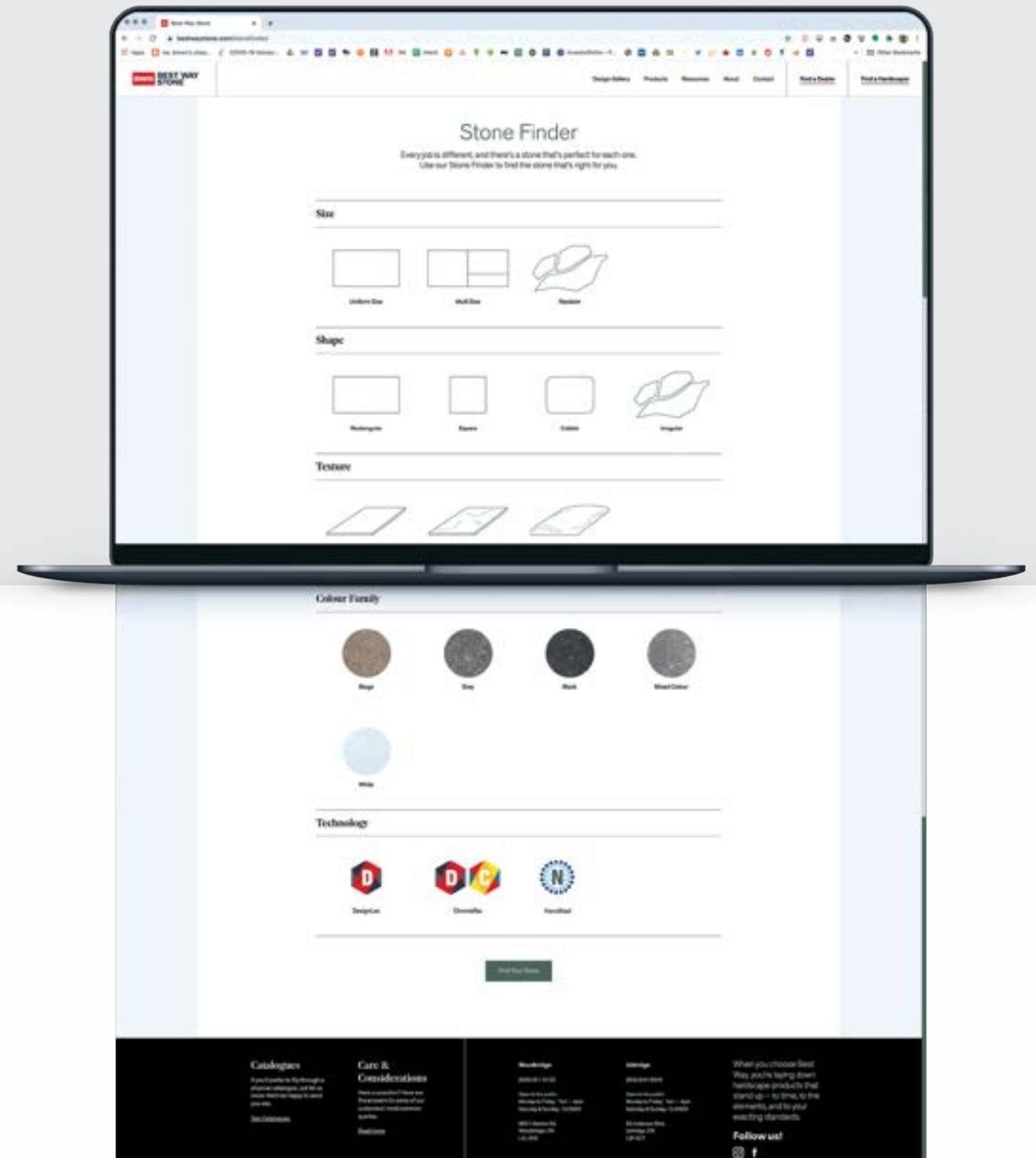
Speak to our customer service experts to help bring your design to life. Feel free to bring samples home, along with some peace of mind.

Outdoor Design Centre
65 Anderson Boulevard
Uxbridge, ON

Stone Finder

Every project is different, and we have the right products to suit your style needs.

Visit bestwaystone.com/stonefinder or look for it right on our homepage and find the stone that's right for you.





1-800-bestway (237-8929)
bestwaystone.com

Woodbridge (Head Office)

8821 Weston Road
Woodbridge, ON L4L 0K9
T 905-851-5122
F 905-851-7603

Uxbridge

65 Anderson Boulevard
Uxbridge, ON L9P 0C7
T 905-640-5845
F 905-640-9773



@bestwaystone



@bestwaystone



facebook/bestwaystone



@bestwaystone